


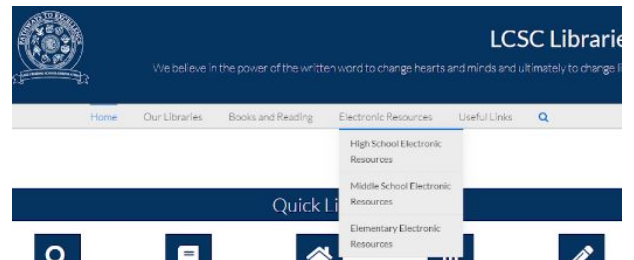
Overdrive Online/Sora App for eBooks and Audiobooks

Accessing and Using Overdrive Online	1
Searching & Downloading eBooks and Audiobooks	2
Returning an eBook or Audiobook	3
Accessing and Using Sora App	4
To Request an eBook or Audiobook to be added to Overdrive/Sora	5
ELL Students and Overdrive	5
Destiny Quest	5

Accessing and Using Overdrive Online

<http://library.lcsc.us/>

1. When on the library website, choose “Electronic Resources > **Middle School Resources**”
2. **Scroll down** to “Browse and Check out eBooks” and select the “**Download Audiobooks & eBooks**” icon



Overdrive Login

3. Follet Account

STUDENTS are to use the first part of their LC email accounts. Example if the student's email address is FMLastname@lcstudents.com the **username** would be FMLastname

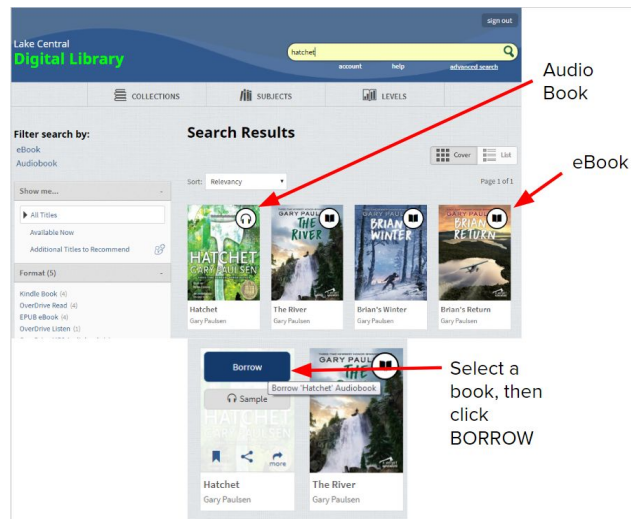
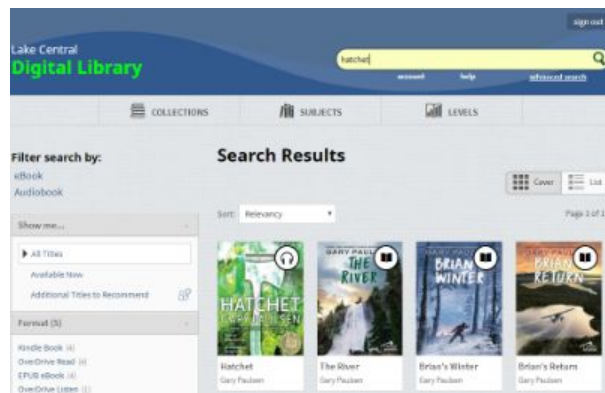
Password is their student ID number

TEACHERS should use the first part of your LC email address and password is

A screenshot of the Overdrive login form. The form is titled 'Log in using your Follett account'. It has two input fields: 'Username' and 'Password'. Below the password field is a link that says 'Trouble logging in? Ask your media specialist or librarian.' At the bottom right of the form are two buttons: 'Cancel' and 'Submit'.

Searching & Downloading eBooks and Audiobooks

4. Type a book title into the SEARCH bar
5. The headphone icon indicates the audiobook version, the book icon indicates the eBook version.
 - a. Audiobook checkout 28 days
 - b. eBook checkout 14 days
6. Select a book, then click on the BORROW icon.



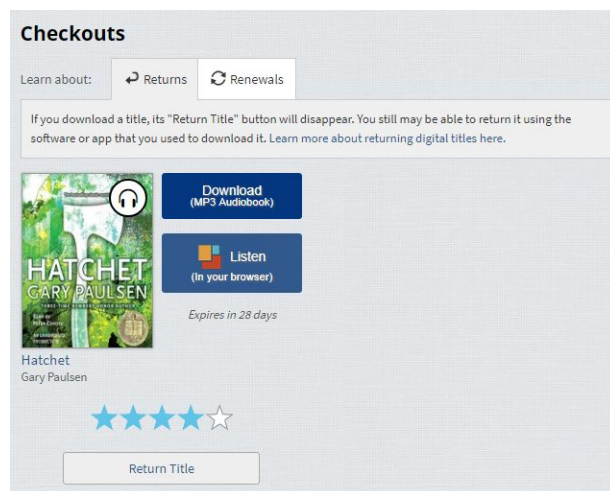
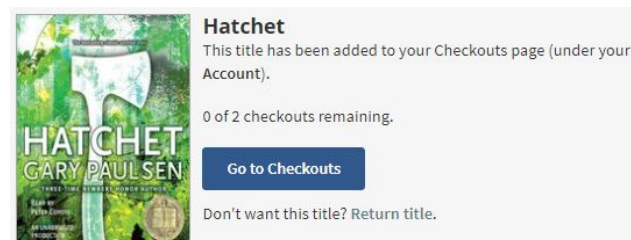
Audiobooks

7. From your Checkouts page select “Listen (in your browser)” to listen using OverDrive Listen.

With OverDrive Listen, you can listen to borrowed audiobooks right in your web browser without extra software or downloads. Because OverDrive Listen is a streaming audiobook player, you'll need an active internet connection to use it.

OverDrive Listen offers features like the ability to skip forward or backward in the audiobook, adjust playback speed, and add bookmarks, notes, and highlights.

You can return to an OverDrive Listen audiobook at any time during your lending period, and your bookmarks, notes, highlights, and place will be saved.



Click the menu lines to bring up Chapters, Bookmarks, etc.

The clock icon to change the playback speed.

The moon icon sets a 30 minute sleep timer.

The bookmark button adds bookmarks, highlights, and notes to an audiobook.

Play.

Sync will bring you to the last place you were, if you used a different device.

Returning an eBook or Audiobook

8. All digital titles are automatically returned on their due dates, so you never have to worry about late fees.

- Audiobook checkout 28 days
- eBook checkout 14 days

Each user is allowed a maximum of two checkouts.

If you'd like to return a title early to make space in your library account:

- Go to your Checkouts page (in Account).
- Select "Return Title" beneath the title.

Accessing and Using Sora App

On your mobile device go to
Google Play Store OR Apple App Store

1. Find My School > My School Isn't Listed > search "Lake Central School Corporation"
2. Log in Information:

STUDENTS are to use the first part of their LC email accounts. Example if the student's email address is

FMLastname@lcstudents.com the **username** would be FMLastname

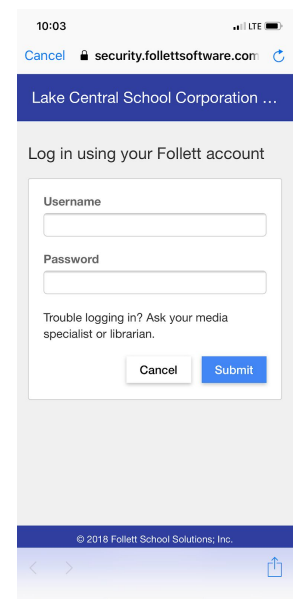
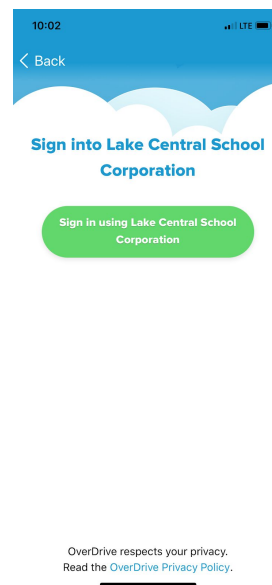
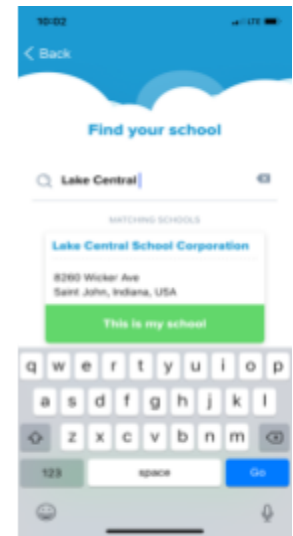
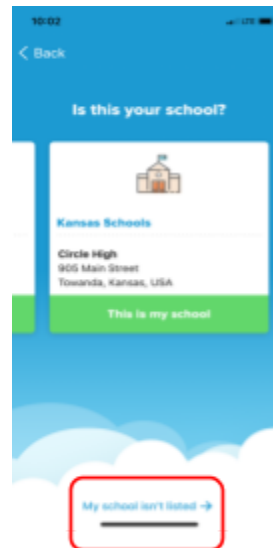
Password is their student ID number

TEACHERS are to use the first part of their LC email accounts. Example

FMLastname@lcscmail.com the **username** would be FMLastname

Password is

3. Select the binoculars at the bottom of the screen and you can search the collection. Once you find what you are looking for, you can select "Borrow" to borrow a book. Your book will open so you can start reading/listening right away.
4. Close the book and go to your Shelf to see all your books (including assignments). From there, you can:
 - a. Tap Open Book or Open Audiobook to read or listen to the book.
 - b. Tap Options to renew or return the book, see your notes and highlights, and more.



To Request an eBook or Audiobook to be added to Overdrive/Sora

Contact your school librarian and/or Elana @ earens@lcscmail.com. Currently, we own only one copy of each novel on the novel list. The library lending model for these titles is One copy/One user. If the need arises for additional copies, please let me know immediately!

ELL Students and Overdrive

When reading in your browser with OverDrive Read, you can define/translate words.

To select a word, click or tap and hold the word until the highlighter pops up. Drag the cursor to select more than one word.

Then:

Click or tap Define to look up the highlighted word in the dictionary. In this panel, you can also look up the word or phrase on overdrive.com, Wikipedia, Google, or **Google Translate**.

Destiny Quest

A fun, personalized book search and collection area linked to your school library.